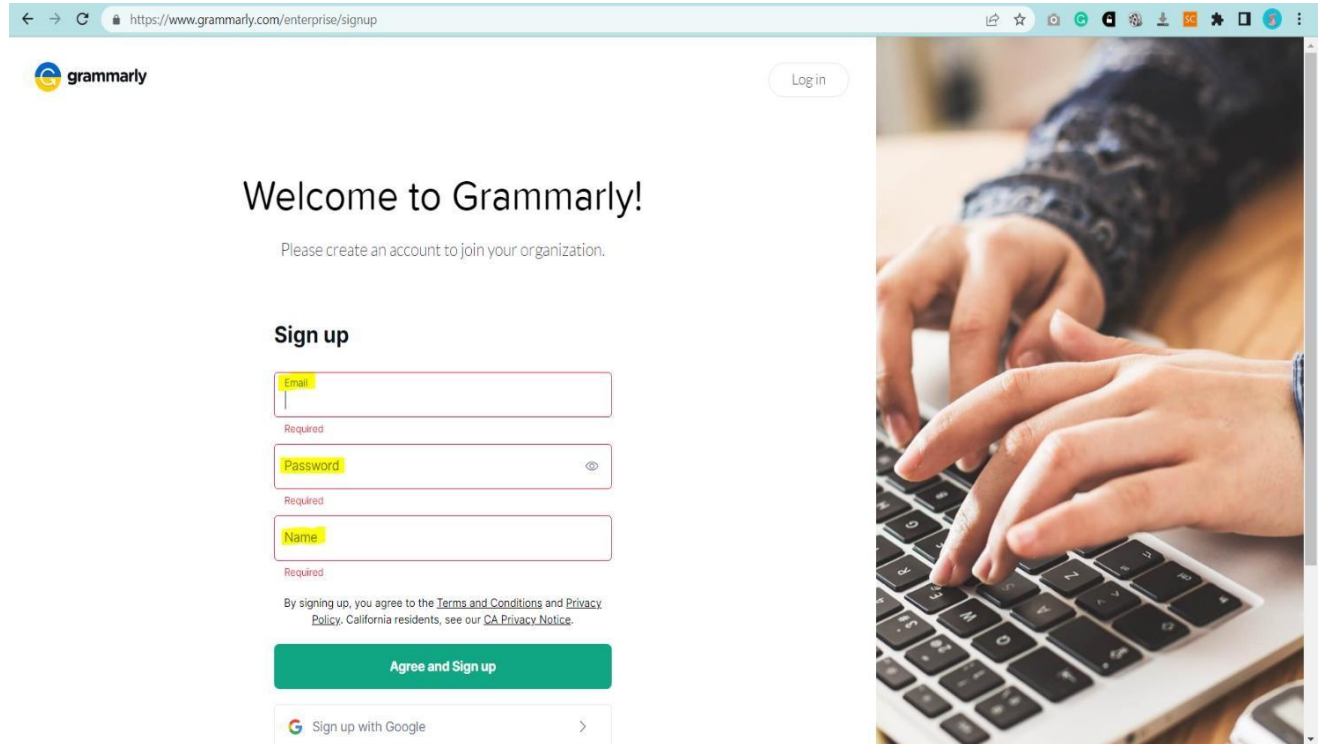


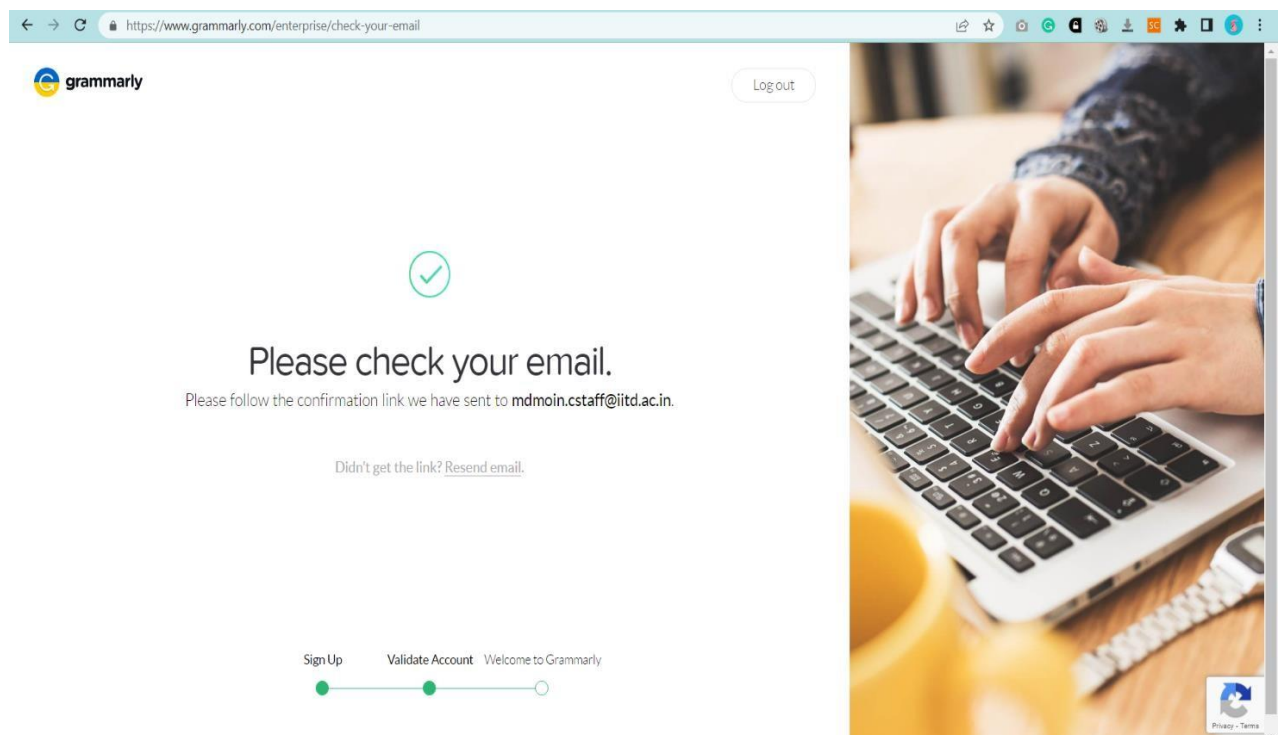
Registration Process:

Step 1: Click on <https://www.grammarly.com/enterprise/signup> and enter your institute email ID. Create password and enter name then agree and sign up.



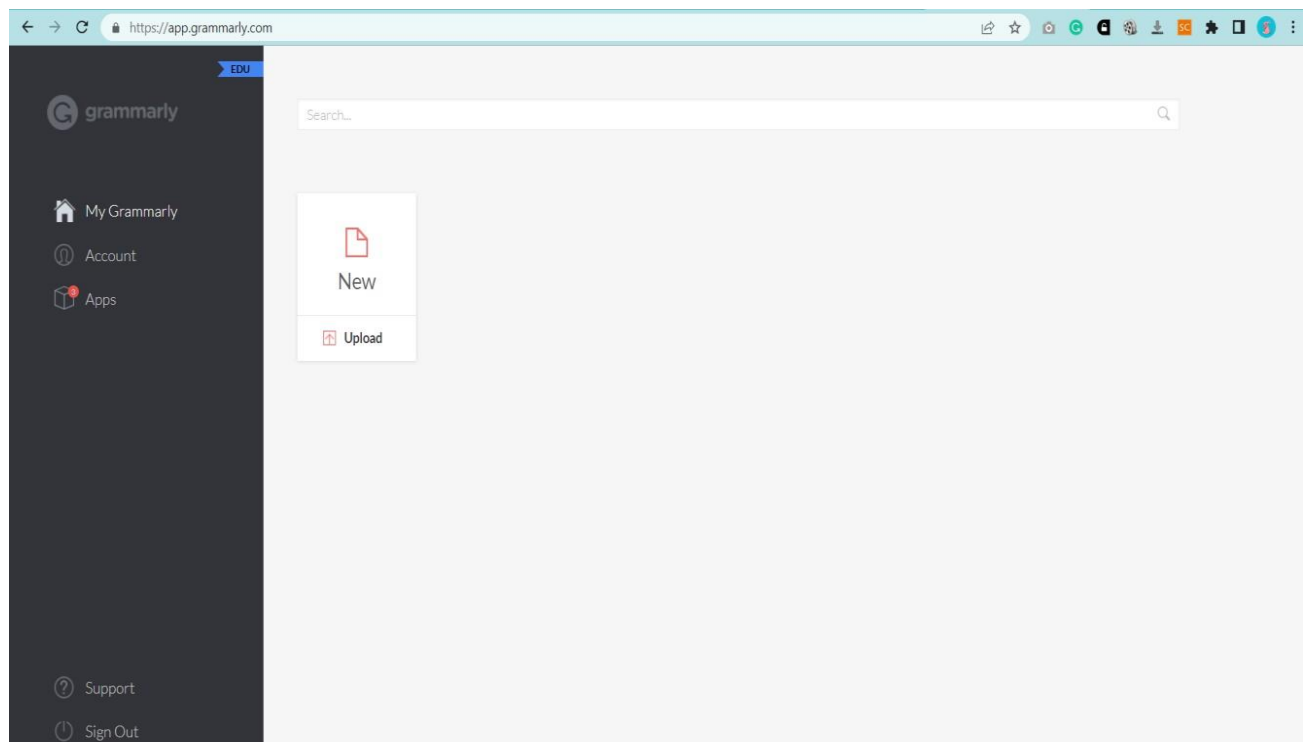
The screenshot shows the Grammarly Enterprise sign-up page. The browser address bar displays <https://www.grammarly.com/enterprise/signup>. The page features the Grammarly logo and a "Login" button. The main heading is "Welcome to Grammarly!" followed by the instruction "Please create an account to join your organization." Below this is a "Sign up" section with three required input fields: "Email", "Password", and "Name". Each field has a yellow highlight and a "Required" label. A green "Agree and Sign up" button is positioned below the fields. At the bottom left, there is a "Sign up with Google" button. On the right side of the page, there is a vertical image showing hands typing on a laptop keyboard.

Step 2: An activation email will be sent to the institutional email ID.



The screenshot shows the Grammarly Enterprise "Check Your Email" page. The browser address bar displays <https://www.grammarly.com/enterprise/check-your-email>. The page features the Grammarly logo and a "Logout" button. A green checkmark icon is displayed above the heading "Please check your email." Below the heading, the text reads "Please follow the confirmation link we have sent to mdmoin.cstaff@iitd.ac.in." A link "Didn't get the link? Resend email." is provided. At the bottom, a progress bar shows three steps: "Sign Up" (completed), "Validate Account" (current step), and "Welcome to Grammarly" (pending). On the right side of the page, there is a vertical image showing hands typing on a laptop keyboard.

Step 3: Once registered, it will land on the 'Grammarly Editor' which is easy to use.



The MS Word Plugin can be downloaded from the support page after registration, from the link <https://www.grammarly.com/office-addin/windows>, the same user ID and password credentials will grant access to use the plugin to users.

Kindly note that the plugin does not work on MAC/IOS devices.

For any query related to this may contact:

Mr. Vijay Kumar Verma

Assistant Librarian (SS)

Incharge, Electronic Resources Division

vkverma@library.iitd.ac.in